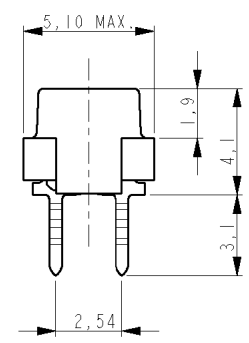
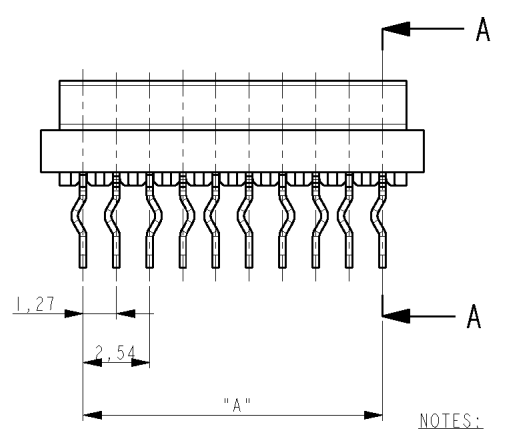
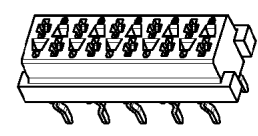
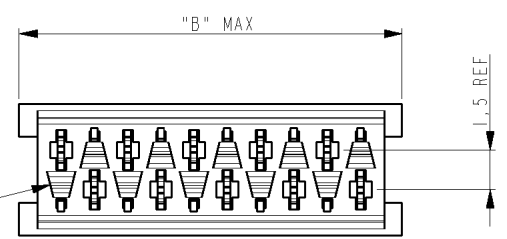


THIS DRAWING IS UNPUBLISHED. RELEASED FOR PUBLICATION  
 BY TYCO ELECTRONICS CORPORATION. ALL RIGHTS RESERVED.

LOC H DIST -

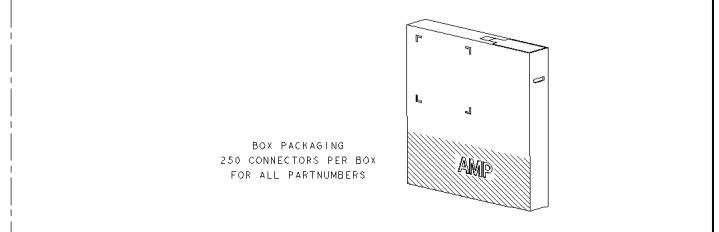
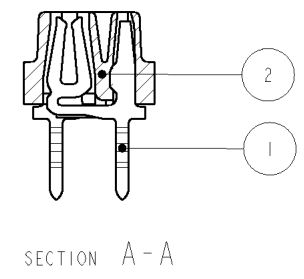
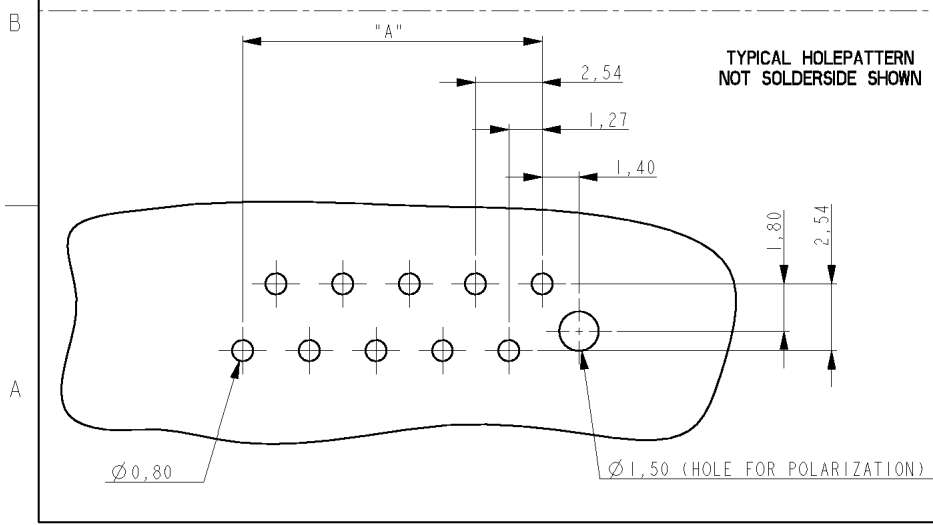
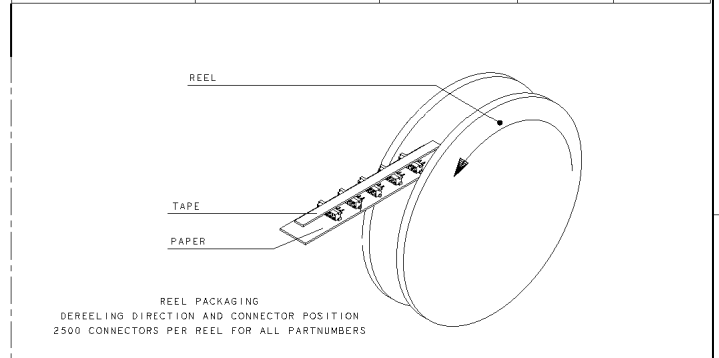
REVISIONS

P	LTR	DESCRIPTION	DATE	DWN	APVD
T		EH00-0846-00	04 AUG 00	MG	MG
U		EH01-0893-03	29 JUL 03	PW	PJ
-	-	-	-	-	-



PARTNUMBER	PARTNUMBER	NUMBER OF POSITIONS	"A"	"B" MAX.
7-215079-4	0-215079-4	4	3,81	7,1
7-215079-6	0-215079-6	6	6,35	9,7
7-215079-8	0-215079-8	8	8,89	12,2
8-215079-0	1-215079-0	10	11,43	14,7
8-215079-2	1-215079-2	12	13,97	17,3
8-215079-4	1-215079-4	14	16,51	19,8
8-215079-6	1-215079-6	16	19,05	22,4
8-215079-8	1-215079-8	18	21,59	24,9
9-215079-0	2-215079-0	20	24,13	27,4

- NOTES:  
 △ DIRECTION OF KINK IS OPTIONAL  
 △ CORING OUTS ARE OPTIONAL  
 3 1-215079-0 AS DRAWN



2	FEMALE HOUSING	PBT 20 % G.F.	
1	FEMALE CONTACT	PHOSFOR BRONZE	LEAD FREE TIN
ITEM NO.	DESCRIPTION	MATERIAL	FINISH

THIS DRAWING IS A CONTROLLED DOCUMENT FOR TYCO ELECTRONICS CORPORATION IT IS SUBJECT TO CHANGE AND THE CONTROLLING ENGINEERING ORGANIZATION SHOULD BE CONTACTED FOR THE LATEST REVISION.

DIMENSIONS: mm	TOLERANCES UNLESS OTHERWISE SPECIFIED: 0 PLC ±- 1 PLC ±- 2 PLC ±- 3 PLC ±- 4 PLC ±- ANGLES ±-
MATERIAL -	FINISH -

DWN M. GOSSELINK  
 CHR -  
 APVD -  
 PRODUCT SPEC -  
 APPLICATION SPEC -  
 WEIGHT -  
 CUSTOMER DRAWING

**tyco Electronics** TYCO ELECTRONICS NEDERLAND B.V.  
 's-HERTOGENBOSCH, THE NETHERLANDS

NAME: Micro-MatCh FEMALE ON BOARD CONNECTOR

SIZE: A3 CAGE CODE: 00779 DRAWING NO: C=215079 RESTRICTED TO: -

SCALE: 5:1 SHEET: 1 OF 1 REV: U