THIS DRAWING IS A CONTROLLED DOCUMENT OF TYCO ELECTRONICS CORPORATION IT IS SUBJECT TO CHANGE AND THE CONTROLLING ENGINEERING ORGANIZATION SHOULD BE CONTACTED FOR THE LATEST REVISION.
DIESES ZEICHNUNGSDOKUMENT WIRD DURCH AMP INCORPORATED KONTROLLIERT. AENDERUNGEN, DIE DEM TECHNISCHEN FORTSCHRITT DIENEN, SIND VORBEHALTEN. DER AKTUELL GUELTIGEN KONSTRUKTIONS ZEICHNUNG IST DER VORZUG

RELEASED FOR PUBLICATION
FREI ZUR VEROEFFENTLICHUNG
10-JUL-2001

MATED WITH
PASSEND ZU:

© COPYRIGHT 2001 BY TYCO ELECTRONICS CORPORATION. ALL RIGHTS RESERVED.
ALLE RECHTE VORBEHALTEN.

LOC A1 DIST –

PROJEKT NR.: EGLPC01017

REVISIONS
ÄNDERUNGEN

| P. | LTR | DESCRIPTION BESCHREIBUNG | DATE | DWN | APVD |
|---|---|---|---|---|---|
| | A1 | EG00-0576-01 | 18JUN2001 | NG | GF |
| | B1 | ITEM NO. 5 QUANTITY 1 WAS 2 | 23-FEB-04 | EW | GF |

## SOLDERING SIDE
## LOETSEITE

3 way
3 polig

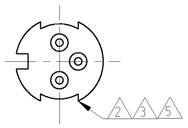


4 way
4 polig

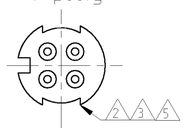


5 way
5 polig

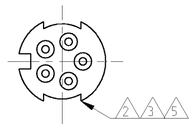


7 way
7 polig

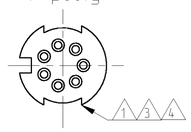


8 way
8 polig

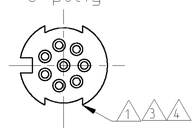


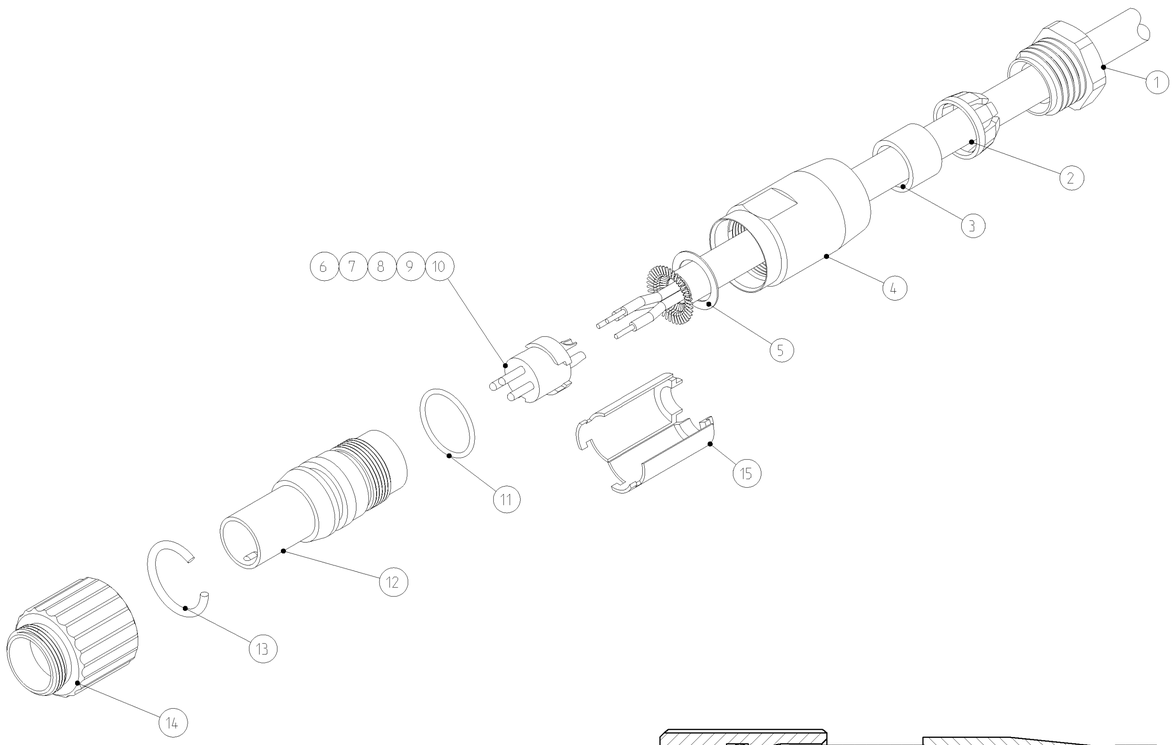


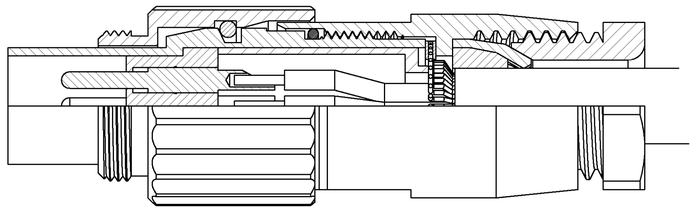

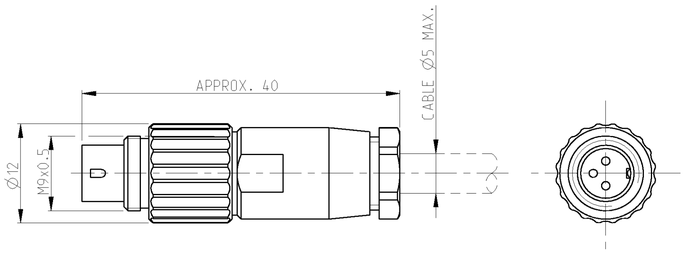


| MATERIAL / MATERIAL: PBT, UL-94 V2<br>SHELL MATERIAL / GEHAEUSEMATERIAL: CUZN<br>FINISH / BESCHICHTUNG: TRIBOR 4 µm | 6 |
|---|---|
| WIRE GAGE / DRAHTGROESSE IN $mm^2$: 0.25 | 5 |
| WIRE GAGE / DRAHTGROESSE IN $mm^2$: 0.14 | 4 |
| CONTACT RESISTANCE / KONTAKTWIDERSTAND: => 5 mΩ | 3 |
| RATED CURRENT PER CONTACT / NENNSTROM PRO KONTAKT: 3 A | 2 |
| RATED CURRENT PER CONTACT / NENNSTROM PRO KONTAKT: 1 A | 1 |
| SHELL PROTECTION CLASS / SCHUTZKLASSE:IP 65 / DIN 40050 | |
| TERMINATION: SOLDERING / VERBINDUNG: LOETKONTAKTE | |
| TEST VOLTAGE / PRUEFSPANNUNG: 500 VAC | |
| OPERATING VOLTAGE / BETRIEBSSPANNUNG: 60 VAC | |
| OPERATING TEMPERATURE: -40°C TO +80°C /<br>ARBEITSTEMPERATUR: -40°C BIS +80°C | |
| MATING CYCLES / STECKZYKLEN: 500 MAX. | |
| TECHNICAL DATA<br>TECHNISCHE DATEN | |

| TYCO NO. / TYCO-NR. | | | | | | |
|---|---|---|---|---|---|---|
| 2-1437719-7 | 2-1437719-4 | 2-1437719-1 | 1-1437719-8 | 1-1437719-5 | | |
| 1 | 1 | 1 | 1 | 1 | MOUNTING WRENCH / MONTAGESCHLUESSEL | 18 |
| 1 | 1 | 1 | 1 | 1 | COMPLETELY IN MINI-GRIP / KOMPLETT IN MINI-GRIP: 70x100mm | 17 |
| 1 | 1 | 1 | 1 | 1 | MOUNTING INSTRUCTION / MONTAGEANLEITUNG | 16 |
| 1 | 1 | 1 | 1 | 1 | INSULATION TUBE / ISOLIERHUELSE | 15 |
| 1 | 1 | 1 | 1 | 1 | SCREWING TUBE / SCHRAUBHUELSE | 14 |
| 1 | 1 | 1 | 1 | 1 | SPRING / FEDER | 13 |
| 1 | 1 | 1 | 1 | 1 | TUBE / INNENHUELSE | 12 |
| 1 | 1 | 1 | 1 | 1 | O-RING / O-RING | 11 |
| 1 | | | | | CONTACT CARRIER 8 WAY / STIFTSTECKER 8 POLIG | 10 |
| | 1 | | | | CONTACT CARRIER 7 WAY / STIFTSTECKER 7 POLIG | 9 |
| | | 1 | | | CONTACT CARRIER 5 WAY / STIFTSTECKER 5 POLIG | 8 |
| | | | 1 | | CONTACT CARRIER 4 WAY / STIFTSTECKER 4 POLIG | 7 |
| | | | | 1 | CONTACT CARRIER 3 WAY / STIFTSTECKER 3 POLIG | 6 |
| 1 | 1 | 1 | 1 | 1 | GROUNDING PLATE FOR 360°SHIELDING CONNECTION/ MASSESCHEIBE FUER 360°ABSCHIRMUNG | 5 |
| 1 | 1 | 1 | 1 | 1 | HOUSING / GEHAEUSE | 4 |
| 1 | 1 | 1 | 1 | 1 | CABLE SEALING / KABELDICHTUNG | 3 |
| 1 | 1 | 1 | 1 | 1 | STRAIN RELIEF / ZUGENTLASTUNGKRONE | 2 |
| 1 | 1 | 1 | 1 | 1 | STRAIN RELIEF NUT / ZUGENTLASTUNGSMUTTER | 1 |
| – | – | – | – | – | REVISION OF EACH ASSY NO. (WHEN BLANK, USE DWG REV.) | |
| QTY REQD PER ASSY | | | | | DESCRIPTION<br>BESCHREIBUNG | ITEM NO.<br>POS-NR. |
| T01-0550-P08 | T01-0550-P07 | T01-0550-P05 | T01-0550-P04 | T01-0550-P03 | PARTS LIST<br>TEILELISTE | |
| CATALOG-NO. | CATALOG-NO. | CATALOG-NO. | CATALOG-NO. | CATALOG-NO. | | |

1-1437719-5 AS SHOWN
WIE GEZEICHNET

THIS DRAWING IS A CONTROLLED DOCUMENT FOR TYCO ELECTRONICS CORPORATION IT IS SUBJECT TO CHANGE AND THE CONTROLLING ENGINEERING ORGANIZATION SHOULD BE CONTACTED FOR THE LATEST REVISION.
DIESES ZEICHNUNGSDOKUMENT WIRD DURCH AMP INCORPORATED KONTROLLIERT. AENDERUNGEN, DIE DEM TECHNISCHEN FORTSCHRITT DIENEN, SIND VORBEHALTEN. DER AKTUELL GUELTIGEN KONSTRUKTIONS ZEICHNUNG IST DER VORZUG

DIMENSIONS: MASSEINHEITEN: mm

TOLERANCES UNLESS OTHERWISE SPECIFIED: ALLGEMEINTOLERANZEN
0 PLC ±0.3
1 PLC ±–
2 PLC ±–
3 PLC ±–
4 PLC ±–
ANGLES/ WINKEL ±1°

MATERIAL – – 6

FINISH/OBERFLAECHE/FARBE – 6

DWN N. GEISTER 18JUN2001
CHK H. SCHERER 18JUN2001
APVD G. FELDMEIER 18JUN2001

PRODUCT SPEC / PRODUKTSPEZ. –
APPLICATION SPEC / VERARBEITUNGSSPEZ. –
WEIGHT / GEWICHT –

tyco Electronics
tyco Electronics AMP GmbH
D - 64625 Bensheim

NAME
T01 MALE PLUG CONNECTOR SOLDER VERSION 3-8 POS.
T01 STIFTSTECKER LOETVERSION 3-8 POL.
–

| SIZE | CAGE CODE | DRAWING NO / ZEICHNUNGS-NR. | RESTRICTED TO / NUR FUER |
|---|---|---|---|
| A1 | 00779 | C-1-1437719-5 | – |

CUSTOMER DRAWING / KUNDENZEICHNUNG | SCALE / MASSSTAB – | SHEET / BLATT 1 | OF / VON 1 | REV B1